



DIVAL

Safety & Supplies for Life

Safety Footwear Service Guide

Did you know?

Learn About Safety Footwear & ASTM Standards

The most important protection is to wear the proper footwear for your work and environment. In most agricultural occupations the footwear should provide three major types of protection.

- The soles and heels should be slip-resistant
- The toe of the footwear should resist crushing injuries
- The footwear should support the ankle



All DiVal Safety Footwear meets or exceeds the ASTM standards:

ASTM F-2412-11 (Standard Test Methods for Foot Protection) defines the procedures used to test protective toe footwear to the various safety classifications. ASTM F-2413- (Standard Specification for Performance Requirements for Protective (Safety) Toe Cap Footwear) defines the minimum requirements for the design, performance, testing, and classification of safety toe footwear.

The following is an example of an ASTM F2413- marking that may be found on protective footwear:

**“ ASTM F2413-18
[M] or [F] I/C
[EH] or [SD] Mt PR”**

Line #1: ASTM F2413-18

It indicates that the protective footwear meets the performance requirements of ASTM F2413 issued in 2018.

Line #2: [M] or [F] I/C

This line identifies the gender (M [Male] or F [Female]) for which the footwear is intended. It also identifies the existence of impact resistance (I), the impact resistance rating (75 foot-pounds), compression resistance (C) and the compression resistance rating (75) which correlates to 2,500 pounds of compression.



Lines 3 & 4: [EH] or [SD]/Mt/PR

Lines 3 and 4 are used to identify footwear made to offer protection from other specific types of hazards referenced in the standard. They are used to designate conductive (Cd) properties, electrical hazard resistance properties (EH), footwear designed to reduce the accumulation of excess static electricity (SD) The metatarsal designation (Mt) is rated (75 foot-pounds) is also identified, and puncture resistance (PR) meets puncture resistance requirements.

Footwear Technology



Insulation: Thinsulation™ insulation material added to the lining in boots to help keep the foot warm and comfortable in cooler environments.



Electro Static-Dissipative: Helps reduce excess static electricity by conducting the charge from the body to the ground.



Puncture Resistant (CSA): Flexible, plate minimizes the likelihood of puncture wounds. Meets US and Canadian safety standards.



Waterproof: A combination of materials designed to resist water & helps to keep the foot dry.



Security Friendly: Built with materials that should expedite trips through metal detectors and should reduce the chances of marking or scratching surfaces.




Met Guard: Help provide extra protection over the vulnerable top of the foot. Meets US and Canadian safety standards.



Electrical Hazard: Provides a secondary source of protection when outsole accidentally comes in contact with live electrical circuits, helping to reduce the potential of electrical shock. This is measured under dry conditions and may deteriorate in wet environments and with wear.



Oil & Slip Resistant: Outsole is designed to provide a high level of coefficient of friction with the walking surface to improve slip resistance.



Toe Types:



Steel Toe - Made of steel and epoxy coated to resist corrosion. Thinnest toe cap used in footwear to provide protection for the toe area. Steel toes meet or exceed the ASTM FS2413 standard for protective footwear.



Alloy Toe - Made of lightweight materials like aluminum and titanium. Lightest toe cap 35% lighter than steel. Alloy toes meet or exceed the ASTM FS2413 standard for protective footwear.



Composite Toe - Made of non-ferrous elastomeric materials. Metal free (airport friendly), are 10% lighter than steel & conducts heat and cold slower than steel. Comp toes meet or exceed the ASTM FS2413 standard for protective footwear.

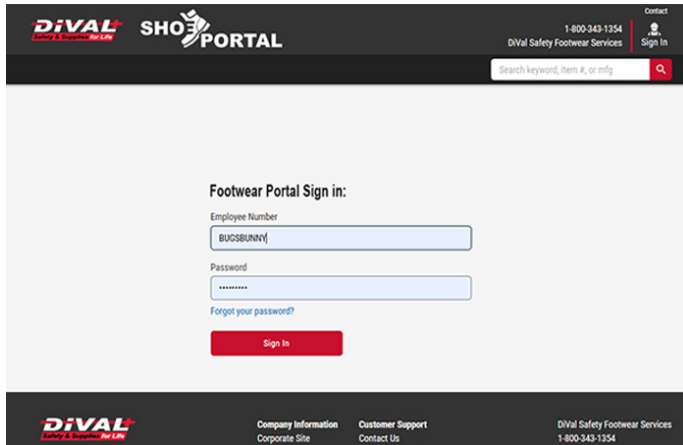


Carbon Toe - 100% non-metallic (airport friendly), lightweight, and unobtrusive fit, are 15% lighter than steel & conducts heat and cold slower than steel. Carbon toes meet or exceed the ASTM FS2413 standard for protective footwear.

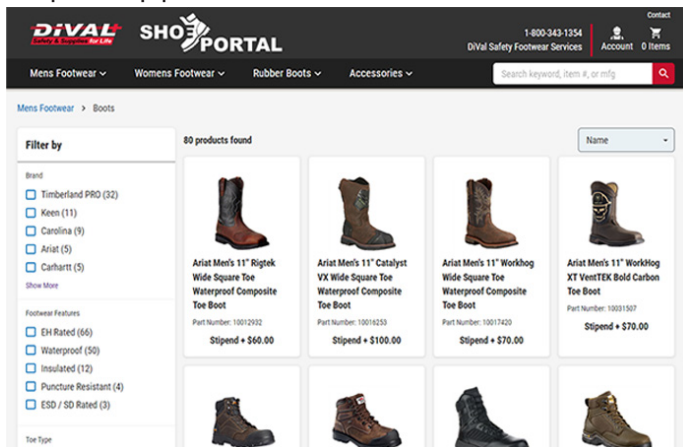
SHOE PORTAL

- 24/7 – 365 Online Ordering Access
- Personal Logon ID for each employee, which manages their stipend allowance and renewals.
- Each Employee has access to only approved footwear that meets company or department

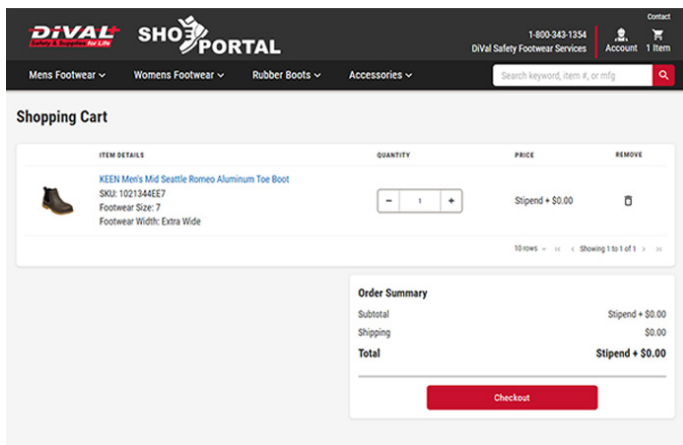
1. Go to footwear.divalsafety.com



3. Search or Use Drop Downs to view pre-approved selection of footwear



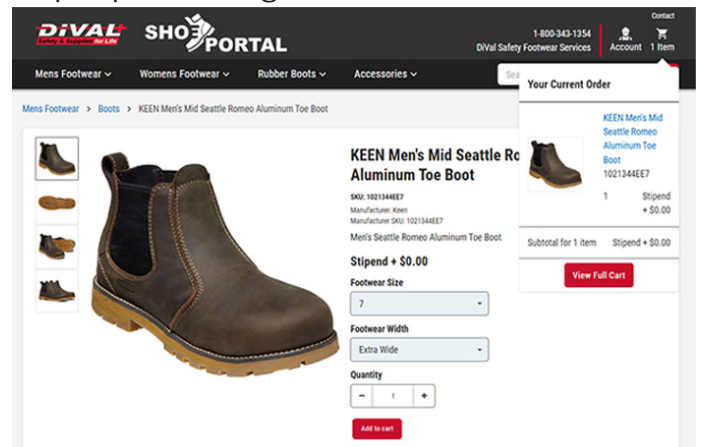
5. Complete Check Out Process (Stipend, Shipping, & Payment)



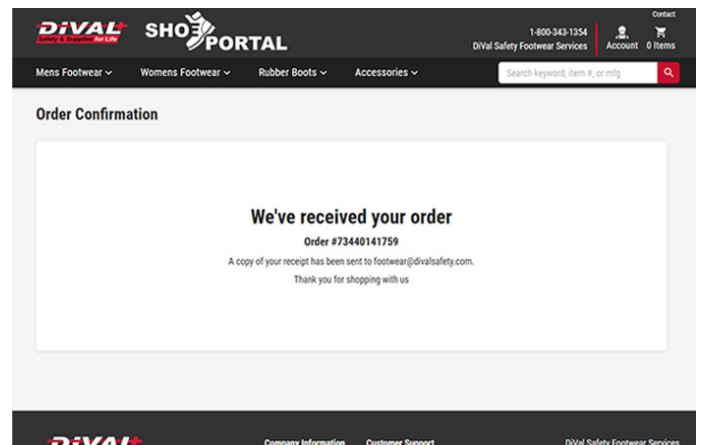
2. Company Greeting on Landing Page



4. After selecting Footwear choose proper sizing & Add to Cart



6. Order Confirmation and Email Notifications



We Care More!

The Service Doesn't End With The Visit

- Do you need annual, quarterly, or monthly reporting? We can run custom reports to meet your needs. We can get you the information you need when you need it.
- We also excel in assisting your employees after our truck visit - Returns and exchanges are hassle free, just give us a call. We make it easy. (All returns & exchanges are shipped pre-paid)
- Customized invoice, designed to meet all your accounting requirements (sorted by employee name, employee I.D., department(s), location, etc).
- We assist your payroll department too - by reporting payroll deduction and company contribution subsidies on each invoice. This is a huge relief for your payroll staff!



Available Brands



DIVAL+
Safety & Supplies for Life

Proper Footwear Fitting Guide:

- Wear socks that you plan on wearing with your footwear, while trying new ones on
- Have both feet measured - one foot may possibly be larger than the other
- Don't rely on shoe size alone - Different brand or even styles will fit differently
- Always stand and walk around in the shoes to see if they are comfortable, fit well, and don't rub anywhere
- You want room for your toes to be able to move freely as this helps circulation and flexibility
- Don't plan on shoes stretching over time. They should fit well when you buy them!

Return Policy

BE 100% SURE THE FOOTWEAR FITS COMFORTABLY AND PROPERLY BEFORE YOU WEAR THEM!

We offer **FREE** returns up to (6) months from date of purchase. Footwear must be **NEW** and have **NO** visible signs of wear or use.

We hope that all items meet or exceed your expectations for comfort, fit, quality and style! We appreciate your business. However, we will not accept returns after footwear shows signs of wear or use, other than for manufactures defects in materials or workmanship. If there is any doubt about comfort, fit or quality please take the footwear home and try them on in a clean environment. Footwear needs to be returned **NEW** to be restocked and sold.

- '92 First Safety Shoes
1 Brand 8 Styles
- '93 First Shoe Truck
(Wooden trailer)
- '94 5-10 Appointments a Month
- '95 50-100 Active Accounts
- '96 Rocky & Terra
- '97 Second Shoemobile
- '98 Skechers & Carolina
- '99 Timberland & Warson
- '02 20-50 Appointments a Month
- '06 Mobile Order Entry
- '07 Third Shoemobile
- '08 Over a Dozen Brands 30 Styles
- '12 300+ Active Accounts
- '13 Rebook & Keen
- '16 Ariat, Bates, & Warewell
- '18 Web Portal
- '19 500+ Active Accounts
- '20 Carhartt & Steel Blue
- '21 Danner & Double H
- '22 Xena Footwear & Kodiak
- '23 DiVal Shoe Portal
45 Brands 150+ Styles

DiVal
Safety & Supplies for Life